

Number of Students, Academic Calendar

Applicants and Entrants

2020

		Medical Course			Nursing Course		
		Places	Applicants	Admitted	Places	Applicants	Admitted
AO Entrance Examination	Selective Admissions	32	118	32			
	AO Entrance Examination for International Medical Professionals Course	5	15	1			
By Recommendation		Selective Admissions			10	35	10
		10	30	8			
February Examination		40	279	46	40	96	40
International Students at Private Expense		A few	4	0	A few	0	0
March Examination		8	287	8	10	144	10
Transfer Examination (Selective Admissions)		10(5)	186(37)	10(5)			

2019

		Medical Course			Nursing Course		
		Places	Applicants	Admitted	Places	Applicants	Admitted
AO Entrance Examination	Selective Admissions	37	131	37			
	AO Entrance Examination for International Medical Professionals Course	5	18	4			
By Recommendation		Selective Admissions			10	32	10
		10	35	10			
February Examination		40	370	41	40	121	40
International Students at Private Expense		A few	1	0	A few	0	0
March Examination		15	601	15	10	172	10
Transfer Examination (Selective Admissions)		10(5)	134(30)	10(5)			

Number of Students

As of May 1, 2020

Course	Quota		1st year	2nd year	3rd year	4th year	5th year	6th year	Total
Medical Course	105 (including 10 transfer students in the second year)	Male	66	69	95	73	68	70	441
		Female	34	50	38	48	54	40	264
		Total	100	119	133	121	122	110	705
Nursing Course	60	Male	3	6	6	5			20
		Female	59	55	55	55			224
		Total	62	61	61	60			244

Academic Calendar

■ First Day of the Academic Year	4/1
■ Entrance Ceremony	—
First Semester	4/1–9/30
■ Summer Vacation	7/6–9/18
Second Semester	10/1–3/31
■ Foundation Day	11/5
■ Winter Vacation	12/7–1/15
■ White Coat Ceremony	1/7
■ Spring Vacation	2/19–3/26
■ Graduation Ceremony	3/25
■ Last Day of the Academic Year	3/31



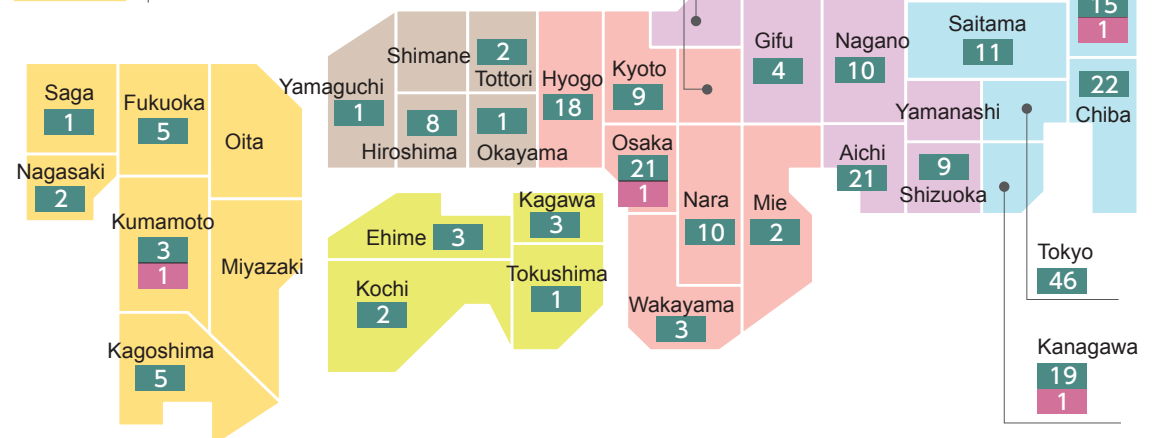

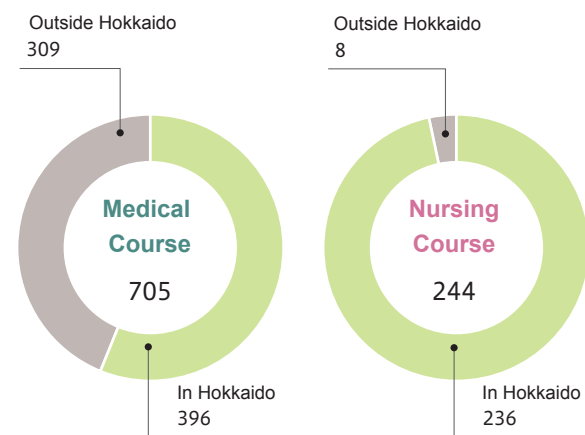
White Coat Ceremony

* The length of summer and winter vacations vary depending on whether students are in the nursing course or medical course, as well as what year the students are enrolled in.

* In AY 2020, the academic calendar is subject to change due to COVID-19.

Number of Medical Students by Prefecture

As of April 1, 2020



Number of Scholarship Students in AY 2019

School	Course	Scholarships offered by AMU	Japan Student Services Organization	Scholarships offered by Local Governments
School of Medicine	Medical Course	0	194	4
	Nursing Course	90	120	2
Graduate School	Medical Ph.D. Course	12	0	0
	Master's Course	1	0	0

[Scholarships Offered by Asahikawa Medical University]

- ✓ Loan for students in the Medical Course (since April 2011)
- ✓ Loan for students in the Nursing Course (since April 2008)
- ✓ Scholarship for graduate students (since April 2008)

[Scholarships Offered by Local Governments]

- ✓ Furano City Scholarship for Training Local Doctors
- ✓ Fukagawa City Scholarship
- ✓ Engaru Town Scholarship

[Other Financial Aids Offered by Asahikawa Medical University]

- ✓ Scholarship for Junior Residents (since April 2012)
- ✓ Special Tuition Loan (since April 2011)
- ✓ Loan for Graduates (since April 2011)
- ✓ Grant-in-Aid for Undergraduates' Study Abroad (since May 2010)
- ✓ Grant-in-Aid for Undergraduates' International Activities (since April 2010)
- ✓ Tuition Reduction System

Number of Alumni

		- 2016	2017	2018	2019	Total
Medical Course	Male	3,120	63	92	87	3,362
	Female	911	36	41	43	1,031
	Total	4,031	99	133	130	4,393
Nursing Course	Male	87	4	2	1	94
	Female	1,114	50	61	58	1,283
	Total	1,201	54	63	59	1,377
Grand Total		5,232	153	196	189	5,770

Summary of the Results of the National Examination

		2018	2019	2020
Medical Practitioners	Examinees	109	139	151
	Successful	102	118	141
	Success Rate	93.6	84.9	93.4
Health Nurses	Examinees	4	10	12
	Successful	4	9	12
	Success Rate	100.0	90.0	100.0
Midwives	Examinees	3	5	4
	Successful	3	5	4
	Success Rate	100.0	100.0	100.0
Nurses	Examinees	55	63	59
	Successful	55	63	58
	Success Rate	100.0	100.0	98.3

Associated Teaching Hospitals



Asahikawa City Hospital

Number of Clinical Departments 24
 Number of Beds 478
 Total Number of Clinical Trainees Accepted 64



Asahikawa Red Cross Hospital

Number of Clinical Departments 28
 Number of Beds 520
 Total Number of Clinical Trainees Accepted 72



Asahikawa Kosei Hospital

Number of Clinical Departments 24
 Number of Beds 539
 Total Number of Clinical Trainees Accepted 128



National Hospital Organization Asahikawa Medical Center

Number of Clinical Departments 10
 Number of Beds 310
 Total Number of Clinical Trainees Accepted 54



Asahikawa Keisenkai Hospital

Number of Clinical Departments 5
 Number of Beds 399
 Total Number of Clinical Trainees Accepted 31

Graduate Students

As of May 1, 2020

Major	M/F	Quota	Capacity	1st year		2nd year		3rd year		4th year		Total
				October Enrollment	April Enrollment	October Enrollment	April Enrollment	October Enrollment	April Enrollment	October Enrollment	April Enrollment	
Medical Ph.D. Course	Male	15	60	2	5	5	6	5	8	12	15	58
	Female			1	3	2	1	1	1	0	9	18
	Total			3	8	7	7	6	9	12	24	76
Master's Course	Male	16	32	3		11						14
	Female			8		24						32
	Total			11		35						46

Admission into the Medical Ph.D. Course in October

In 2012, admission into the Medical Ph.D. Course in October was started to promote globalization and diversify learning opportunities for doctors working full time. This admission system is also for international students.

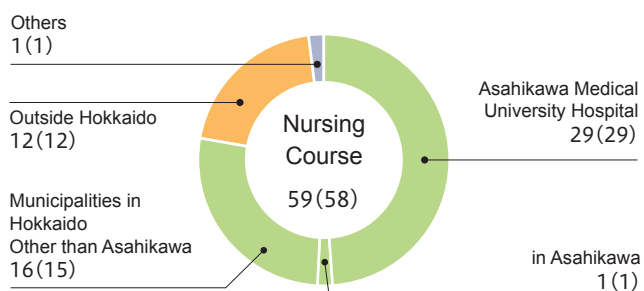
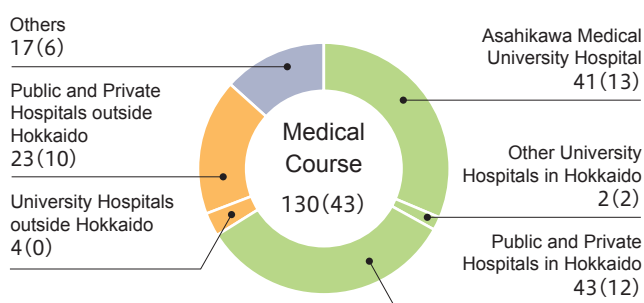
Number of Degrees Conferred

As of May 1, 2020

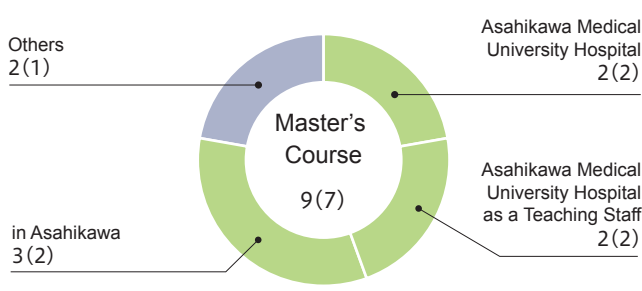
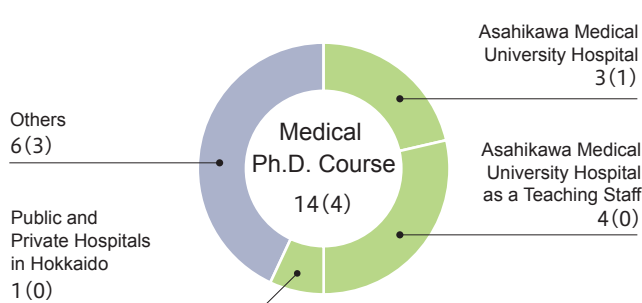
		- 2016	2017	2018	2019	Total	
Ph.D. in Medicine	Coursework	Male	432	12	8	10	462
		Female	78	3	0	4	85
		Total	510	15	8	14	547
	Independent Study	Male	432	4	6	3	445
		Female	35	1	2	1	39
		Total	467	5	8	4	484
Grand Total		977	20	16	18	1,031	
Master of Nursing	Male	17	3	6	2	28	
	Female	162	10	8	7	187	
	Total	179	13	14	9	215	

Career Path after Graduation

School of Medicine



Graduate School



■ In Hokkaido
 ■ Outside Hokkaido
 ■ Others

* The number in the parentheses indicates the number of female students.